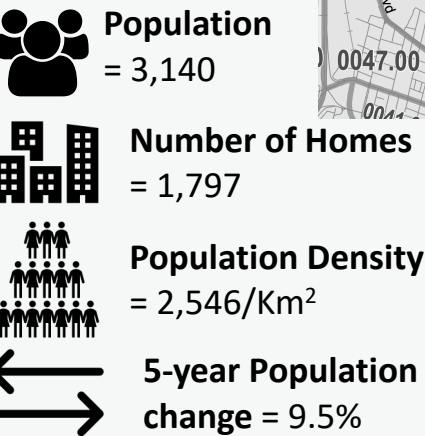


Strathcona & Dundurn | CT 0047.00

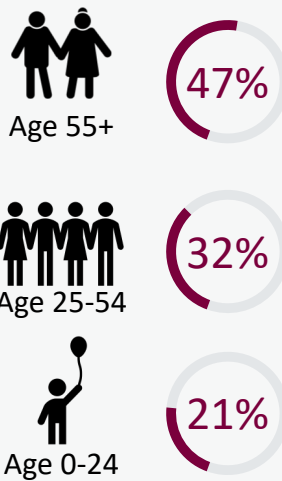
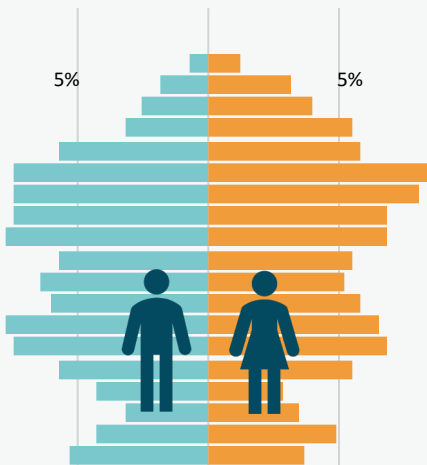
Based on 2016 Census Data



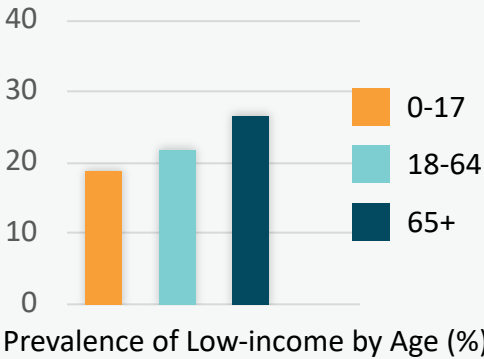
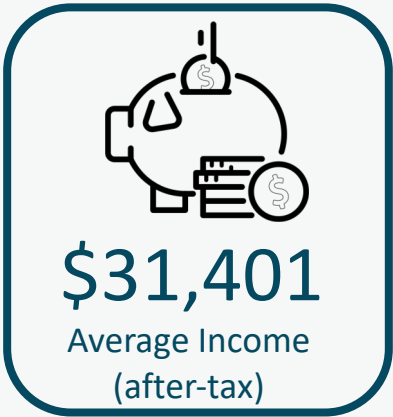
CT Highlights



Age Distribution by Gender

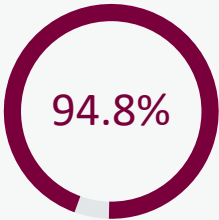


Income & Employment

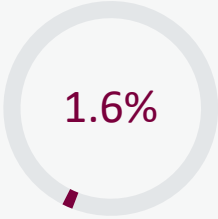
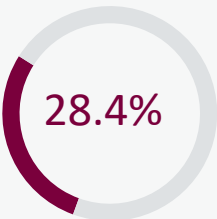


Citizenship & Immigrant Population

Canadian Citizens



Immigrants Recent Immigrants



Recent Immigrants by Birthplace

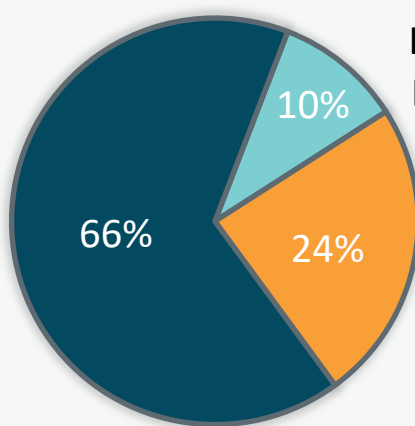
Immigrants by Birthplace

Language Spoken at Home

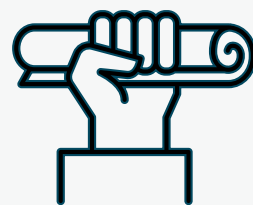


English | 87.4%

Non-official Languages | 11.7%



Highest Certificate, Diploma or Degree



- No certificate, diploma or degree
- Secondary (high) school diploma or equivalency
- Postsecondary certificate, diploma or degree

Neighbourhood Homes



\$1,207_(own)

\$702_(rent)

Average monthly shelter costs



49%

Rent their home



\$323,586

Average home value



39%

Apartment > 5 stories



75%

Built before 1980



7%

Major repair needed



EMBOLDEN

Getting Out for Health

McMaster University Institute for Research on Aging

LABARGE CENTRE FOR MOBILITY IN AGING



Aging, Community and Health RESEARCH UNIT



Contact

Rebecca Ganann | ganann@mcmaster.ca
Caroline Moore | camoore@mcmaster.ca



Cite

Orr, E., Ganann, R., Wang, A., Coletta, G. On behalf of the EMBOLDEN research team. (2019).

Infographic: Neighbourhood Profile-Strathcona & Dundurn. URL: <https://tinyurl.com/wyftu74>