

Hamilton

Based on 2016 Census Data



City of Hamilton (CMA) Highlights

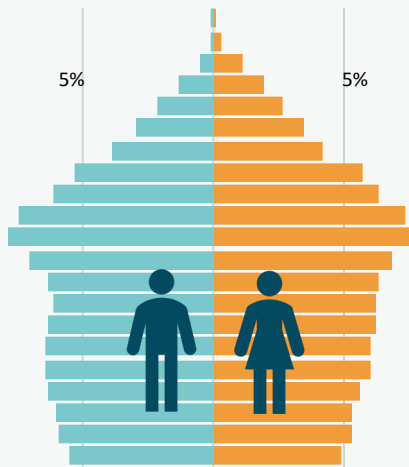
Population
= 745,545

Number of Homes
= 306,034

Population Density
= 545/Km²

5-year Population change = 3.7%

Age Distribution by Gender



Age 55+

31%

Age 25-54

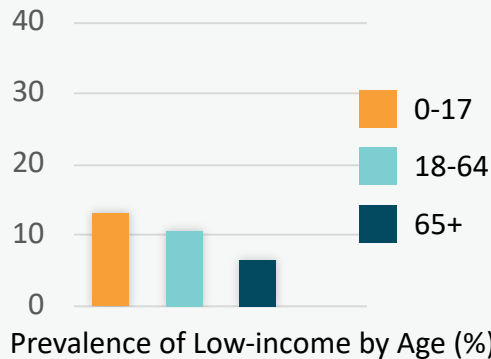
40%

Age 0-24

29%

\$39,870
Average Income
(after-tax)

Income & Employment



6.6%
Unemployment
Rate



Citizenship & Immigrant Population

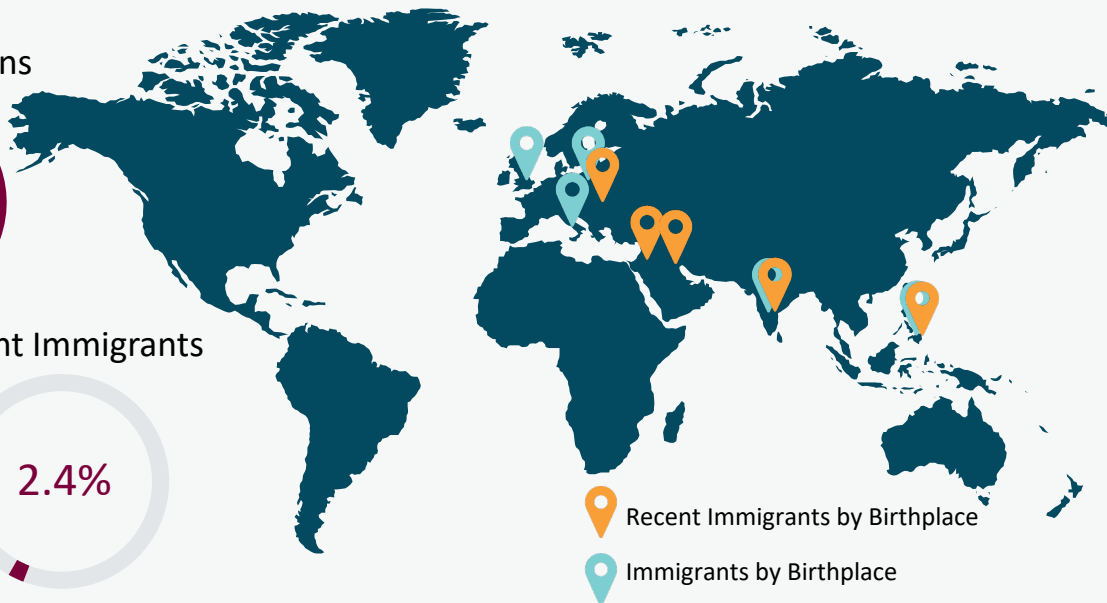
Canadian Citizens

94.5%

Immigrants Recent Immigrants

24.1%

2.4%

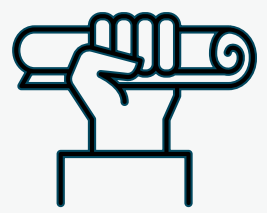
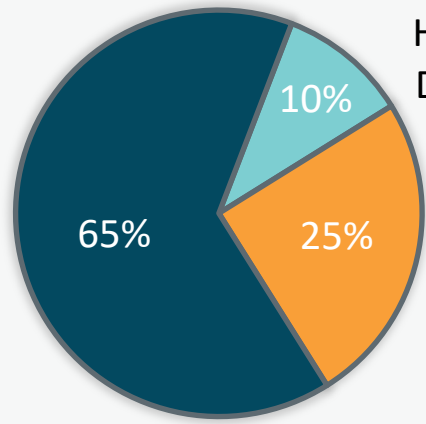


Language Spoken at Home



English | 89.4%
Non-official Languages | 10.1%

Highest Certificate, Diploma or Degree

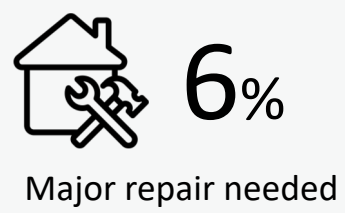
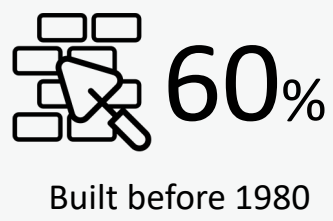
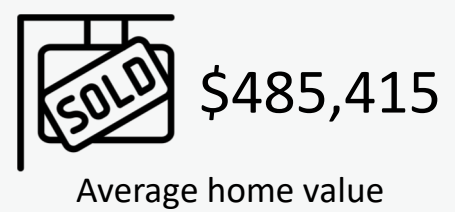
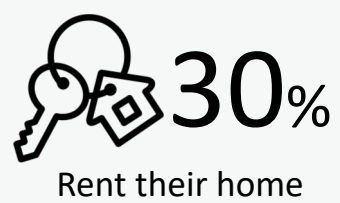


10% No certificate, diploma or degree
25% Secondary (high) school diploma or equivalency
65% Postsecondary certificate, diploma or degree

Neighbourhood Homes



Average monthly shelter costs



EMBOLDEN
Getting Out for Health

McMaster University | Institute for Research on Aging
LABARGE CENTRE FOR MOBILITY IN AGING
Aging, Community and Health RESEARCH UNIT

Contact: Rebecca Ganann | ganann@mcmaster.ca
Caroline Moore | camoore@mcmaster.ca

Cite: Orr, E., Ganann, R., Wang, A., Coletta, G. On behalf of the EMBOLDEN research team. (2019). Infographic: Neighbourhood Profile-Hamilton. URL: <https://tinyurl.com/wyftu74>

Data Source: Statistics Canada. 2017. Hamilton CMA. www.statcan.gc.ca